

RANGE AND TRAINING REGULATIONS

Range: R-130D	Lateral Limits: Left - 068° Magnetic Right -068° Magnetic	Min/max Engagement Distance: Min 3 yards Max 50 yards Steel Targets Min 7 yards - Pistol Min 25 yards - Rifle	Range Facilities: Range Shack, Covered Tables, Ammo Tables, 50 Black water target System, Air compressor, Porta Johns
Location: 61743 85769			
Type: Square Bay		Allowable Wpns: Rifles, 5.56mm, pistols, .45 cal. and below; subguns, .45 cal. and below; shotguns (00 Buck and below, Less Lethal)	Date Revised: 10 March, 2008
Troop Penetration: NA			Assigned to: CO, MCB
Impact Area: X-Ray			

Scheduling

1. SMTB Sponsored Units Must Submit Requests through SMTB.
2. SOTG Sponsored units must submit requests through SOTG.
3. LEA submit requests through O&T operations and must be approved by RCB Range Manager.
4. Final approval & scheduling of this range must be submitted to Range Scheduling.

Scheduling Conflicts		Conflict Notes
Sniper Hide – R130J	1	Note (1) – Sniper Hide will use 15-degree rule for flanking fires IOT establish the MSL. Note (2) – R130C shall not be occupied. Note (3) – Vehicle Assault & Spl Demo can not be occupied Note (4) - Only In conflict if bays are not shooting A-Beam of Targets. Note (5) – Range shall be in cold status.
Aerial Platforms – R130K	2	
Vehicle Assault Course – R130F	3	
Spl Demo Range – R130H	3	
Steel Bay – R130M	4	
Bay 1 – R130C	4	
LZ – R130L	5	

GENERAL INSTRUCTIONS

1. **A safety Brief will be conducted prior to each live fire event to all participants.**
2. IOT occupy this range unit must have the following personnel/equipment:
 - a. RSO
 - b. Corpsman & Safety Vehicle
 - c. Positive Communication with LONGRIFLE
 - d. If ammunition is present on range - Ammo Guards will be armed.
3. IOT go into a hot status on range unit must have the following personnel/equipment:
 - a. OIC
 - b. RSO
 - c. Corpsman & Safety Vehicle
 - d. Positive Communication with LONGRIFLE
4. The RSO & OIC will personally observe each live fire event.
5. **A signed ORM approved by the RCO must be on hand IOT conduct training.**
6. **A non-participating Corpsman will be stationed with safety vehicle.**
7. **A full rehearsal will be conducted prior to live fire.**
8. **At no time will any unit go from live fire to blank or SESAMS force-on-force within a 24 hour period**
9. **At any time Range guards are required, they will be posted in pairs with positive communication with the RSO.**
10. Ammunition will only be issued per event and accounted for on NAVMC 11381.
11. After each event, unit leaders will conduct a line out.
12. Each RSO will certify to the OIC that all weapons are in Condition 4 prior to exiting the range and all ammunition is accounted for.
13. Ensure all weapons are cleared and inspected prior to departing the firing line.
14. All weapon malfunctions shall be corrected per the appropriate TM/FM, and unit SOP.
15. Weapons cleaning gear is hazardous waste, and shall not be not placed in the trash. The items should be collected and returned to their HazMat representative, or to their local Armory for proper disposal. Unit/Area representatives are below.
 AREA = 25, 33, 41, 43, 51, 52, 62, 63, and 64 - (725-0213)
 AREA = Mainside, 22, 23, 26 and H (Hospital) - (725-9745)
 AREA = Camp Del Mar, and 20 - (725-9742)

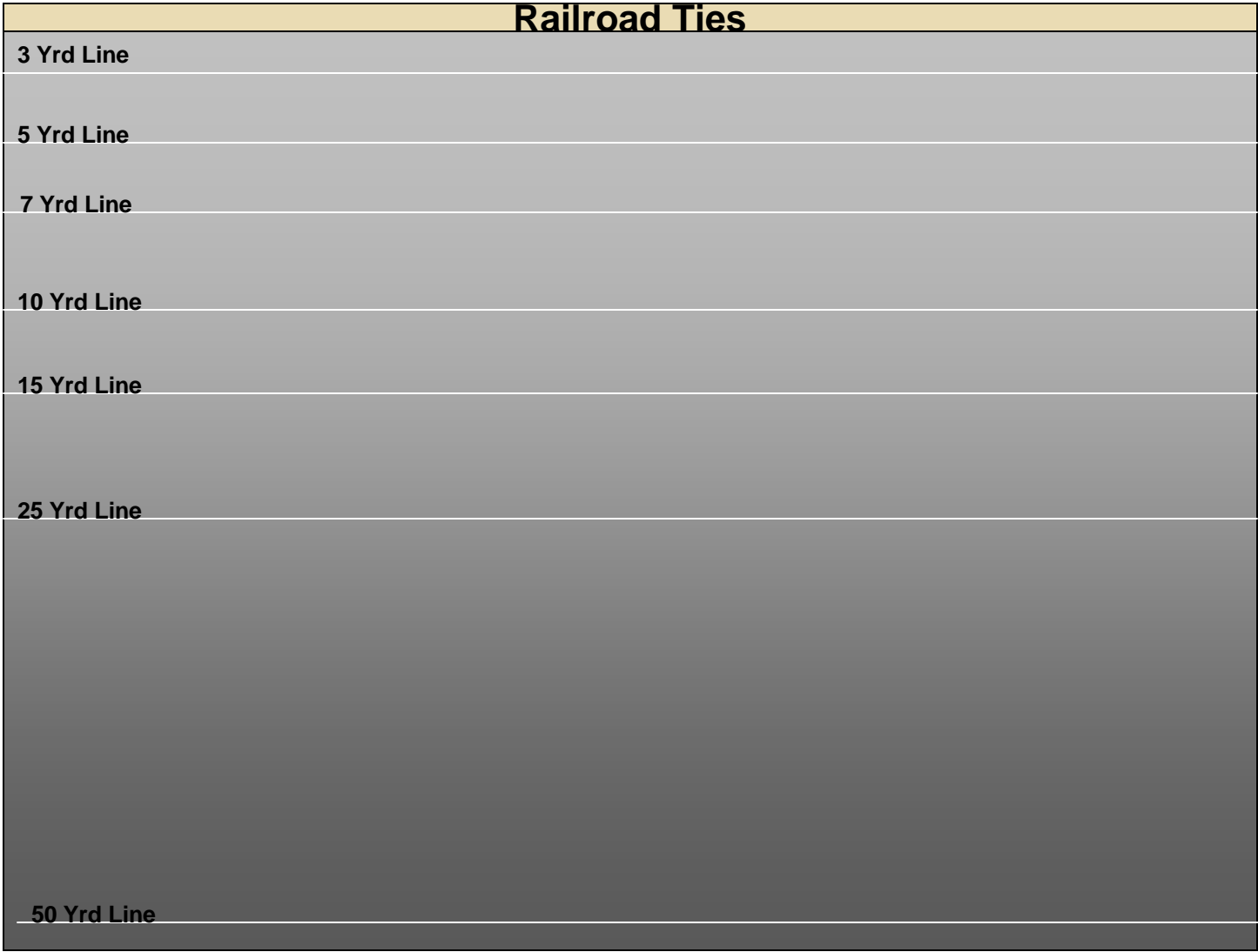
RANGE AND TRAINING REGULATIONS

SPECIAL INSTRUCTIONS

1. **Range Manager and/ or Range OIC's will:**
 - a. **Ensure that all aspects of this instruction are adhered to.**
 - b. **Will verify the unit being trained have a current OIC/ RSO**
 - c. **SMTB units have an ORM and is required to be on site, Units being trained by SOTG will be required to provide an ORM from their Command, LEA will be required to have an ORM from their agency.**
2. **RSO must be:**
 - a. **Sgt (E-5) and above.**
 - b. **SSgt (E-6) and above (Steel)**
3. **All personnel shall conduct a non live-fire rehearsal prior to conducting live-fire scenarios.**
4. The RSO will accompany personnel as they execute both the rehearsal and the live -fire scenario.
5. All training will be conducted IAW MCO 3570.1B, BO P3500.1N, SOUM 2-02 & this instruction.
6. **General Safety**
 - a. **Safety Equipment:** -
 - i. Wrap around ballistic eye protection (glasses or goggles) and ear protection are mandatory for everyone regardless of what they are doing, no exceptions.
 - ii. All personnel will have long sleeves and long trousers.
 - b. Safe manipulation of the weapon will be monitored closely at all times.
 - c. A range manager and unit RSO will conduct a walk through prior to firing to ensure safe placement of all targets.
 - d. Shooters will stay behind the designated firing line or within the designated course walkway while conducting all live fire operations.
 - e. Use of barricades are authorized.
7. **CMP**
 - a. When shooting on the parallel, no more than one shooter will be on the course at any one time.
 - b. At no time will a shooter engage targets to his rear or in the direction of the start point.
8. **Steel Targets**
 - a. **Safety**
 - i. When using steel targets no personnel shall be placed inside the 20° Dispersion Area of another target.
 - b. **Pistol**
 - i. **No engagements will be made closer than 7 yards.**
 - c. **Rifle**
 - i. 5.56 frangible ammunition is the only authorized
 - ii. **Engagements shall not be closer than 25 yards.**
 - d. **Targets**
 - i. **Targets shall be placed on the deck within the foot print of the shooting bay. At no time will any target be elevated.**
 - ii. All targets shall be commercially manufactured and be certified Brennel hardness of 400 to 550.
 - iii. Certificate of hardness must be maintained and available for inspection at the range.
 - iv. Homemade or unit constructed targets are not authorized.
 - v. Targets that are warped, dented or cracked shall not be used.
 - vi. Gimmick type targets such as rotating Christmas Tress, or targets that flip back & forth are not authorized.
 - vii. Soft sandy-type soil (Sand Box) shall be placed in front of the target to prevent ricocheting off the ground.
 - viii. No target shall be placed inside the 20° Dispersion Area of another target.



Action Target System



Railroad Ties

3 Yrd Line

5 Yrd Line

7 Yrd Line

10 Yrd Line


15 Yrd Line

25 Yrd Line


50 Yrd Line

Berm

Berm



Covered Area



Covered Area