



**YOUR DRINKING WATER QUALITY REPORT
2022 JANUARY - JUNE**



MARINE CORPS BASE, CAMP PENDLETON

INSIDE THIS REPORT

This report describes the quality of water provided to residents and personnel living and working aboard Marine Corps Base, Camp Pendleton (MCB CamPen) during Jan-June 2022. Included are details about where the water comes from, what it contains, and how it compares to established drinking water standards.

Drinking Water Sources	1
Water Service Areas	1
Water Quality Monitoring	1
General Information about Drinking Water	2
Drinking Water Considerations	2
Terms Used in this Report	3
2022 Water Quality Monitoring Results	4-6
Consumer Notifications	7-8
Regulatory Information: Lead & Coliform	9
From the Ground to Your Tap	10
Source Water Assessment & Protection	11
Water Conservation & How to Help	12
Contact Info. & Additional Resources	13

Este informe contiene información muy importante sobre su agua potable. Tradúzcalo o hable con alguien que lo entienda bien.

DRINKING WATER SOURCES

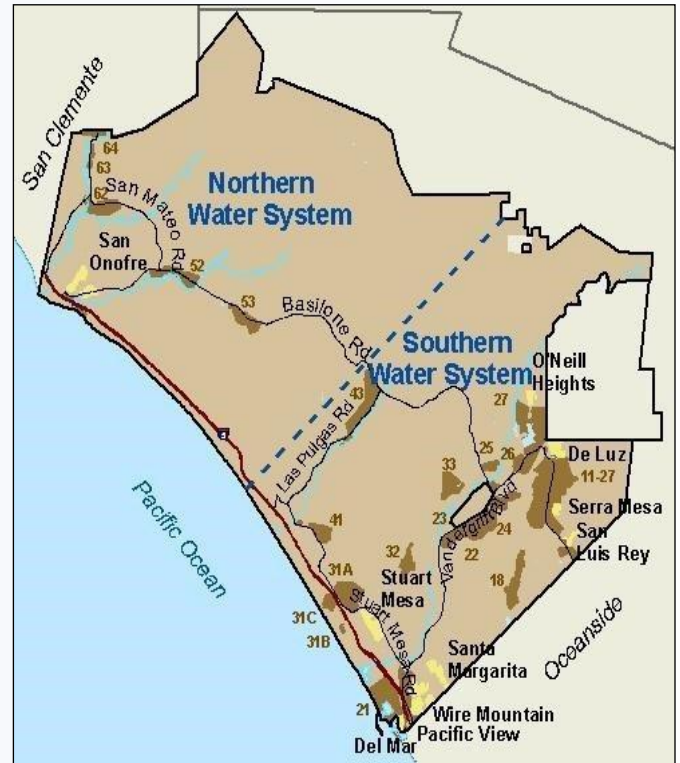
Unlike most of Southern California which relies on imported water supplies, nearly all of MCB CamPen's drinking water comes from local groundwater sources. Wells located on Base supply water to all of MCB CamPen except for San Mateo Point Housing, which receives water from the South Coast Water District. Residents of San Mateo Point Housing should receive a consumer confidence report from this off-base water supplier.

WATER SERVICE AREAS

MCB CamPen provides water to the base through two drinking water systems:

Northern Water System: Services all areas north of Las Pulgas Road except for the 43 Area and San Mateo Point housing. Wells located in the San Onofre and San Mateo River basins supply water to this water system.

Southern Water System: Services the 43 Area and all areas south and southeast of Las Pulgas Road. Wells located in the Las Pulgas and Santa Margarita River basins supply water to this water system.



Camp Pendleton Water Service Areas

WATER QUALITY MONITORING

MCB CamPen routinely tests the water to ensure that it meets safe drinking water standards. In addition to monitoring for contaminants with established drinking water standards, the base also monitors for unregulated contaminants, which helps the U.S. Environmental Protection Agency (USEPA) and the California State Water Resources Control Board (SWRCB) determine where certain contaminants occur and whether such contaminants require regulation.

Last year, MCB CamPen completed over 20,000 water quality tests to evaluate compliance for over 200 different drinking water contaminants. While most contaminants registered below detectable levels, some occasionally did not achieve a drinking water standard. The tables on pages 4 - 6 depict these contaminants along with others that require reporting. The tables contain separate columns to distinguish between the water quality measured in the Northern and Southern Water Systems.

We are committed to providing you with information because informed customers are our best allies.

GENERAL INFORMATION ABOUT DRINKING WATER

The sources of drinking water (both tap water and bottled water) include rivers, lakes, streams, ponds, reservoirs, springs, and wells. As water travels over the surface of the land or through the ground, it dissolves naturally-occurring minerals and, in some cases, radioactive material, and can pick up substances resulting from the presence of animals or from human activity. Contaminants that may be present in source water include:

- ◆ Microbial contaminants, such as viruses and bacteria, which may come from sewage treatment plants, septic systems, agricultural livestock operations, and wildlife.
- ◆ Inorganic contaminants, such as salts and metals, that can be naturally-occurring or result from urban stormwater runoff, industrial or domestic wastewater discharges, oil and gas production, mining, or farming.
- ◆ Pesticides and herbicides that may come from a variety of sources such as agriculture, urban stormwater runoff, and residential uses.
- ◆ Organic chemical contaminants, including synthetic and volatile organic chemicals, which are by-products of industrial processes and petroleum production, and can also come from gas stations, urban stormwater runoff, agricultural application, and septic systems.
- ◆ Radioactive contaminants that can be naturally-occurring or be the result of oil and gas production and mining activities.

In order to ensure that tap water is safe to drink, the USEPA and the SWRCB prescribe regulations that limit the amount of certain contaminants in water provided by public water systems. These regulations also establish limits for contaminants in bottled water that provide the same protection for public health.



DRINKING WATER CONSIDERATIONS

Drinking water, including bottled water, may reasonably be expected to contain at least small amounts of some contaminants. The presence of contaminants does not necessarily indicate that water poses a health risk. More information about contaminants and potential health effects can be obtained by calling the USEPA's Safe Drinking Water Hotline (1-800-426-4791). Some people may be more vulnerable to contaminants in drinking water than the general population. Immunocompromised persons such as persons with cancer undergoing chemo-therapy, persons who have undergone organ transplants, people with HIV/AIDS or other immune system disorders, some elderly, and infants can be particularly at risk from infections. These people should seek advice about drinking water from their health care providers. USEPA/Centers for Disease Control (CDC) guidelines on appropriate means to lessen the risk of infection by *Cryptosporidium* and other microbial contaminants are available from the Safe Drinking Water Hotline (1-800-426-4791).

TERMS USED IN THIS REPORT

ACTION LEVEL (AL) - The concentration of a contaminant in drinking water which, if exceeded, triggers treatment or other requirements that a water system must follow.

Consumer Confidence Report Detection Level (CCRD) - A State Water Board calculation presented as a reporting level that was achievable in 90 percent of all negative results. This is not regulatory limit.

HEALTH ADVISORY (HA) - The concentration of an unregulated contaminant in drinking water which, if exceeded over a lifetime, may have associated health risks.

MAXIMUM CONTAMINANT LEVEL (MCL) - The highest level of a contaminant allowed in drinking water. Primary MCLs are set as close to the Public Health Goal (PHG) or Maximum Contaminant Level Goal (MCLG) as is economically and technologically feasible. Secondary MCL's are set to protect the odor, taste, and appearance of drinking water.

MAXIMUM CONTAMINANT LEVEL GOAL (MCLG) - The level of a contaminant in drinking water below which there is no known or expected risk to health. MCLGs are set by the USEPA.

MAXIMUM RESIDUAL DISINFECTANT LEVEL (MRDL) - The highest level of a disinfectant allowed in drinking water. There is convincing evidence that addition of a disinfectant is necessary to control microbial contaminants.

MAXIMUM RESIDUAL DISINFECTANT LEVEL GOAL (MRDLG) - The level of a drinking water disinfectant below which there is no known or expected risk to health. MRDLGs do not reflect the benefits of the use of disinfectants to control microbial contaminants.

MICROSIEMENS PER CENTIMETER (μ S/cm) - A unit of measurement to express electrical conductivity of drinking water. One μ Siem equals one ppm of conductive particles in drinking water (see definition for ppm).

NEPHELOMETRIC TURBIDITY UNIT (NTU) - A unit of measurement to express the amount of suspended particles in drinking water.

NON DETECT (ND) - Either a contaminant is not present in the drinking water or the contaminant is below the laboratory detection limit or state-required reporting level.

NOTIFICATION LEVEL (NL) - A health-based advisory level established by the SWRCB for chemicals in drinking water that lack MCLs. When chemicals are found at concentrations greater than their notification levels, certain regulatory requirements and recommendations apply.

PART PER MILLION (PPM) - A unit of concentration often used to represent how much of a pollutant exists in drinking water. One ppm is like one second in 11.5 days. Units are expressed as mg/L (milligrams per liter)

PART PER BILLION (PPB) - A unit of concentration often used to represent how much of a pollutant exists in drinking water. One ppb is like one second in nearly 32 years. Units are expressed as ug/L (micrograms per liter)

PART PER TRILLION (PPT) - A unit of concentration often used to represent how much of a pollutant exists in drinking water. One ppt is like one second in nearly 32,000 years. Units are expressed as ng/L (nanograms per liter)

PICOCURIES PER LITER (PCI/L) - A unit of measurement to express activity of radionuclide contaminants in drinking water.

PRESENT/ABSENT (P/A) - A unit of measurement to express bacteriological sample results in drinking water.

PRIMARY DRINKING WATER STANDARD (PDWS) - MCLs and MRDLs for contaminants in drinking water that affect health along with their monitoring, reporting, and water treatment requirements.

PUBLIC HEALTH GOAL (PHG) - The level of a contaminant in drinking water below which there is no known or expected risk to health. PHGs are set by the California Environmental Protection Agency.

SECONDARY MAXIMUM CONTAMINANT LEVEL (SMCL) - The highest level of a contaminant allowed to protect the odor, taste, and appearance of drinking water; these contaminants do not present a health risk at the SMCL.

2022 Jan - June Water Quality Monitoring Results

Inorganics with Primary Drinking Water Standards

Parameter	Water System		MCL	PHG	Units	Typical Sources	
	Northern	Southern					
Arsenic	Range	ND	ND - 2.0	10	0.004	ppb	Erosion of natural deposits
	Average	ND	1.8				
Barium	Range	0.043-0.048	0.026-0.11	1	2	ppm	Leaching from natural deposits and industrial waste
	Average	0.046	0.057				
Chromium (total)	Range	ND	ND	50	100	ppb	Erosion of natural deposits and industrial waste
	Average	ND	ND				
Cyanide	Range	ND	ND	150	150	ppb	Discharge from steel/metal, plastic, and fertilizer factories
	Average	ND	ND				
Fluoride (Natural-Source)	Range	0.29	0.11-0.50	2	1	ppm	Erosion of Natural deposits
	Average	0.29	0.32				
Nitrate as N	Range	0.75 -0.84	ND - .25	10	10	ppm	Runoff and leaching from fertilizer use; erosion of natural deposits
	Average	0.8	0.2				

Radionuclides with Primary Drinking Water Standards

Parameter	Water System		MCL	PHG (MCLG)	Units	Typical Sources	
	Northern	Southern					
Gross Alpha ¹	Range	ND	ND - 9	15	(0)	pCi/L	Erosion of natural deposits
	Average	ND	4				
Uranium ²	Range	NA	ND - 5.3	20	0.43	pCi/L	Erosion of natural deposits
	Average	NA	3.4				

¹Compliance with the gross alpha MCL is determined by subtracting uranium values from the gross alpha values. After subtracting uranium, the Southern Water System was in compliance with the gross alpha MCL of 15 pCi/L.

²Uranium testing is determined from a trigger level of 5 pCi/L of Gross Alpha. In the Northern System no Uranium tests were triggered between Jan-June 2022.

Disinfectants and Disinfection Byproducts with Primary Drinking Water Standards

Parameter	Water System		MCL [MRDL]	PHG [MRDLG]	Units	Typical Sources	
	Northern	Southern					
Total Chlorine Residual	Range	1.32-1.65	1.22-1.61	[4]	[4]	ppm	Drinking water disinfectant added for treatment
	Average	1.45	1.50				
Haloacetic Acids	Range	2.0 - 8.6	ND - 6.7	60	None	ppb	Byproduct of drinking water disinfection
	Average	5.8	3.9				
Total Trihalomethanes ³	Range	10 - 50	7.5 - 39	80	None	ppb	Byproduct of drinking water disinfection
	Average	29	27				

³ Compliance with the Total Trihalomethanes MCL is determined by a locational running annual average of four quarters of results. Based on these averages both the Northern and Southern Water Systems were in compliance with the MCL for Jan-June 2022.

2022 Jan-June Water Quality Monitoring Results

Bacteriological with Primary Drinking Water Standards

Parameter		Water System		MCL	PHG (MCLG)	Units	Typical Sources
		Northern	Southern				
Total Coliform Bacteria	Coliform Positive	ND	ND	Varies ⁴	(0)	P/A	Naturally present in the environment

⁴Per the SWRCB's Total Coliform Rule, the MCL for total coliform bacteria is based on the number of total coliform positive samples per month. The Northern Water System complies with the MCL when no more than one monthly sample tests positive or less than 5% of the total test positive. The Southern Water System complies with the MCL when no more than 5% of monthly samples tests positive. Both the Northern and Southern systems were in compliance for Jan-June 2022 with no coliform positives detected. Please see page 8 for more information on the Revised Total Coliform Rule.

Contaminants with Secondary Drinking Water Standards

Parameter		Water System		MCL (SMCL)	PHG (MCLG)	Units	Typical Sources
		Northern	Southern				
Chloride	Range	80.4 – 81.2	56 - 169	(500)	None	ppm	Runoff/leaching from natural deposits
	Average	80.8	125				
Copper	Range	ND	ND - 0.084	(1.0)	None	ppm	Internal corrosion of plumbing, erosion of natural deposits
	Average	ND	0.033				
Sulfate	Range	90.9 – 96.8	64 - 230	(500)	None	ppm	Runoff/leaching from natural deposits
	Average	93.9	103				
Specific Conductance	Range	728 - 745	470 - 1300	(1600)	None	µS/cm	Substances that form ions when in water
	Average	737	910				
Total Dissolved Solids	Range	436 - 440	258 - 820	(1000)	None	ppm	Runoff/leaching from natural deposits
	Average	438	310				
Turbidity	Range	ND - 0.11	ND - 0.11	(5)	None	NTU	Soil runoff
	Average	0.05	0.04				

Tap Water Monitoring for Lead and Copper

Parameter		Water System		AL	PHG	Units	Typical Sources
		Northern	Southern				
Copper ⁵	Samples > AL	0 of 30	0 of 30	1.3	0.3	ppm	Internal corrosion of household plumbing systems
	90th percentile	0.56	0.09				
Lead ⁵	Samples > AL	0 of 30	0 of 30	15	0.2	ppb	Internal corrosion of household plumbing systems
	90th percentile	ND	ND				

⁵Camp Pendleton is required to do lead and copper testing once every three years so these are the latest results. Both the Northern and Southern Water Systems were in compliance with the lead and copper Action Levels during 2019. Compliance is based on the 90th percentile of all samples collected, which must be less than the AL. The system is out of compliance when more than 10% of samples exceed the AL. The next sampling is scheduled in September 2022.

2022 Jan-June Water Quality Monitoring Results

Sodium and Hardness

Parameter	Water System		NL	PHG	Units	Typical Sources	
	Northern	Southern					
Sodium	Range	67 - 69	83 - 115	None	None	ppm	Leaching from natural deposits
	Average	68	89				
Total Hardness	Range	219 - 226	106 - 410	None	None	ppm	Naturally occurring minerals
	Average	223	134				

Unregulated Contaminant Monitoring Rule 4(UCMR4)⁶

Parameter	Water System		NL	PHG	Units	Typical Sources	
	Northern	Southern					
Manganese	Range	ND	0 - 0.95	500	None	ppb	Leaching from natural deposits
	Average	ND	0.28				
Bromide	Range	170 - 290	0 - 610	None	None	ppb	Naturally present in the environment
	Average	217	425				
HAA5	Range	0.8 - 7.6	2.9 - 8.0	None	None	ppb	Byproduct of drinking water disinfection
	Average	4.3	5.2				
HAA6Br	Range	0.6 - 17.0	8.5 - 18.7	None	None	ppb	Byproduct of drinking water disinfection
	Average	10.9	12.9				
HAA9	Range	0.8 - 18.0	8.5 - 21.6	None	None	ppb	Byproduct of drinking water disinfection
	Average	11.7	15.5				

⁶Testing for these contaminants was performed in accordance with the USEPA's Fourth Unregulated Contaminant Monitoring Rule (UCMR4). Unregulated contaminant monitoring helps the USEPA and SWRCB to determine where certain contaminants occur and whether the contaminants need to be regulated. Both the Southern and Northern Water Systems were sampled in 2020.

Monitoring for Other Unregulated Contaminants

Parameter	Water System		NL (HA)	PHG	CCRD	Units	Typical Sources	
	Northern	Southern						
Perfluorooctane Sulfonic Acid (PFOS)	Range	19 - 25	ND - 16	6.5	None	4	ppt	Industrial use chemical
	Average	22	5					
Perfluorooctanoic Acid (PFOA)	Range	ND-3.4	ND - 5.4	5.1	None	4	ppt	Industrial use chemical
	Average	2.7	1.4					
Perfluorobutanesulfonic Acid (PFBS)	Range	6.2 - 9.4	ND- 8.5	500	None	4	ppt	Industrial use chemical
	Average	7.8	2.1					
Perfluorobutanesulfonic Acid (PFHXS)	Range	18 - 28	ND- 17	NA	NA	4	ppt	Industrial use chemical No regulatory limits
	Average	22	4					

During Jan-June 2022 both the Southern and Northern Systems well water was monitored to ensure no water to consumers exceeded USEPA's HA (70 ppt) for combined perfluorooctanoic acid (PFOA) and perfluorooctane sulfonate (PFOS).

Please see page 8 for more information and health effects.

WATER SYSTEM REPORTING VIOLATIONS

IMPORTANT INFORMATION ABOUT YOUR DRINKING WATER

Este informe contiene información muy importante sobre su agua potable.
Tradúzcalo o hable con alguien que lo entienda bien.

MONITORING REQUIREMENTS NOT MET FOR CAMP PENDLETON NORTH WATER SYSTEM

Our water system failed to monitor as required for drinking water standards during the past year and, therefore, was in violation of the regulations. Even though this failure was not an emergency, as our customers, you have a right to know what you should do, what happened, and what we did to correct this situation.

We are required to monitor your drinking water for specific contaminants on a regular basis. Results of regular monitoring are an indicator of whether or not our drinking water meets health standards. During the month of January 2022 we were required to sample 32 locations throughout the North Water System however we missed one sample and only collected a total of 31 samples for the month for total coliform and therefore, cannot be sure of the quality of our drinking water during that time.

What should I do?

- There is nothing you need to do at this time.
- The table below lists the contaminant(s) we did not properly test for during the last year, how many samples we are required to take and how often, how many samples we took, when samples should have been taken, and the date on which follow-up samples were (or will be) taken.

Contaminant	Required Sampling Frequency	Number of Samples Taken	When All Samples Should Have Been Taken	When Samples Were or Will Be Taken
Total Coliform	32 samples total for January 2022	31 samples were taken	8 samples per week are required	Regular sampling resumed in February 2022

- If you have health issues concerning the consumption of this water, you may wish to consult your doctor.

What happened? What is being done?

Sampling at a location was missed and wasn't detected until February. We have instituted another layer of quality control to ensure all sampling is verified so this will not happen again

For more information, please contact Allen Hollander at allen.hollander@usmc.mil

Please share this information with all the other people who drink this water, especially those who may not have received this notice directly (for example, people in apartments, nursing homes, schools, and businesses). You can do this by posting this public notice in a public place or distributing copies by hand or mail.

This notice is being sent to you by the Camp Pendleton North Water System.
State Water System ID#: 3710700, Date distributed: June 22, 2022

2022 CONSUMER NOTIFICATIONS

WATER SYSTEM MONITORING INFORMATION

What are per- and polyfluoroalkyl substances and where do they come from?

Per- and Polyfluoroalkyl substances (PFAS) refers to a large class of substances, which includes perfluorooctane sulfonate (PFOS), perfluorooctanoic acid (PFOA), and perfluorobutanesulfonic acid (PFBS). DoD's use of PFAS started in the 1970s, with the introduction of aqueous film forming foam (AFFF) for aircraft fuel fire-fighting purposes. AFFF is mission critical because it quickly extinguishes petroleum-based fires, thus minimizing loss of life. DoD is one of many users of AFFF, with other major users including commercial airports, the oil and gas industry, and local fire departments. PFAS are also present in many industrial and consumer products because they increase a product's resistance to heat, stains, water and grease. As such, they are not uniquely attributable to DoD activities.

Is there a regulation for PFAS in drinking water?

In August 2019 the State of California lowered the notification levels to 5.1 ppt. for PFOA and 6.5 ppt. for PFOS. In March 2021 the notification level of 500 ppt. was established for PFBS. Lifetime Health Advisory Levels, had previously been established at 70 ppt as the combine PFOA and PFOS concentration. During Jan-June 2022 all samples were below the Lifetime Health Advisory Response Levels however some samples exceeded the Notification Levels. Lifetime consumption of drinking water with PFOA and PFOS above the NL may result in adverse health effects. Perfluorooctanoic Acid (PFOA) exposures resulted in increased liver weight in laboratory animals. Perfluorooctane Sulfonic Acid (PFOS) exposures resulted in immune suppression, specifically, a decrease in antibody response to an exogenous antigen challenge. Please see page 6 for results.

Has Camp Pendleton tested its water for PFAS?

Yes, we test all locations where water enters the distribution system from our treatment plants monthly.

We are informing you 4 of the 18 PFAS compounds covered by the sampling method were detected above the method reporting limit (MRL). PFOA and PFOS were above the MRL but below the lifetime Health Advisory (HA) limit. Results are provided in a table on page 6. Consistent with the lifetime HA and since PFOA and PFOS are below the HA levels, no adverse health impacts are expected over a lifetime of drinking this water. In accordance with DoD policy Camp Pendleton will continue to monitor monthly samples for the 18 PFAS compounds.



REGULATORY INFORMATION: LEAD AND TOTAL COLIFORM

LEAD IN DRINKING WATER

Although sampling of residential taps during 2019 achieved standards for lead in drinking water, federal regulations require us to communicate the following health advisory regarding lead in drinking water: If present, elevated levels of lead can cause serious health problems, especially for pregnant women and young children. Lead in drinking water is primarily from materials and components associated with service lines and home plumbing. Marine Corps Installations West—Marine Corps Base, Camp Pendleton is responsible for providing high quality drinking water, but cannot control the variety of materials used in plumbing components. When your water has been sitting for several hours, you can minimize the potential for lead exposure by flushing your tap for 30 seconds to 2 minutes before using water for drinking or cooking. If you are concerned about lead in your water, you may wish to have your water tested. Information on lead in drinking water, testing methods, and steps you can take to minimize exposure is available from the Safe Drinking Water Hotline or at <http://www.epa.gov/lead>.

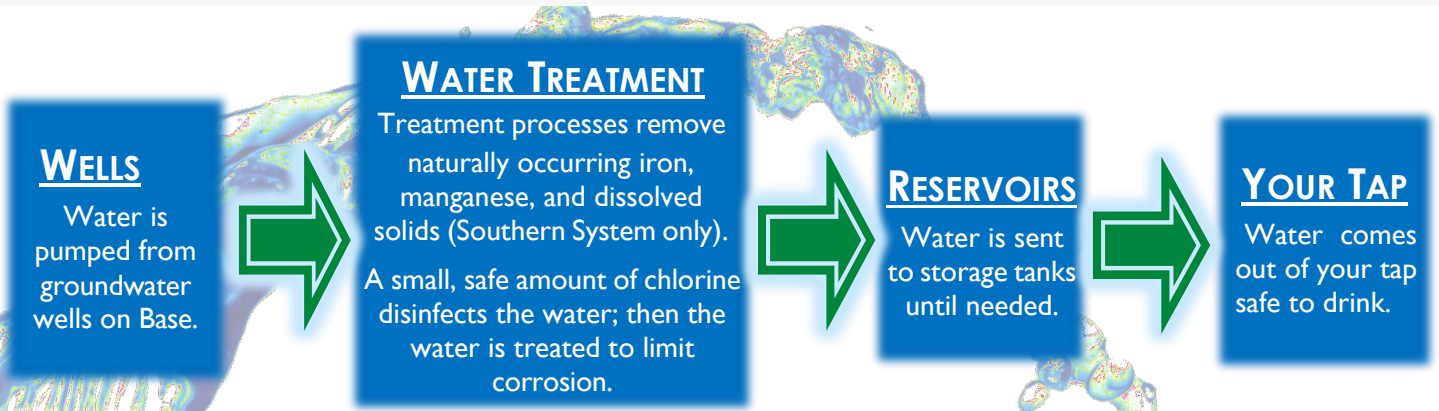
REVISED TOTAL COLIFORM RULE (RTCR)

Coliforms are bacteria that are naturally present in the environment and are used as an indicator that other, potentially harmful, waterborne pathogens may be present or that a potential pathway exists through which contamination may enter the drinking water distribution system.

All state water systems are required to comply with the state Total Coliform Rule. As of April 1, 2016, all state water systems are also required to comply with the federal Revised Total Coliform Rule. The new federal rule maintains the purpose to protect public health by ensuring the integrity of the drinking water distribution system and monitoring for the presence of microbials (i.e., total coliform and *E. coli* bacteria). Water systems that exceed a specified frequency of total coliform occurrences are required to conduct an assessment to determine if any sanitary defect exists. If found, these must be corrected by the water system.

In 2022 Jan-June MCB CamPen did not exceed the MCL for total coliforms and no *E. Coli* was detected for either the Northern or Southern systems.

FROM THE GROUND TO YOUR TAP



BOTTLED VS. TAPWATER

Though many people prefer bottled water to tap water for perceived health considerations and taste, both bottled water and tap water must meet strict regulatory standards before they reach the consumer. Bottled water is regulated by the U.S. Food and Drug Administration, while tap water is regulated by the USEPA and the California EPA. Varying factors, such as residence time in the water distribution system, natural mineral content, and residual chlorine from the water disinfection process can impart an unpleasant taste to tap water. Below are some ways that you can improve the taste of tap water.



Prior to consumption:

- Flush the water from the tap for a couple of seconds.
- Allow the water to air for a period of time.
- Chill the water.
- Use a sink filter attachment or filter pitcher.

Tap water is a bargain relative to the cost of bottled water. Using tap water also alleviates the cost and environmental burden associated with the manufacture, transport, and recycling or disposal of plastic water bottles. Go ahead and give our drinking water a try!

A NOTE ON FLUORIDE

MCB CamPen currently does not add fluoride to the drinking water. However, the presence of naturally-occurring fluoride in our source water may help to prevent tooth decay. General information on the oral health benefits of fluoride in drinking water is available at the following web links:



SWRCB, Division of Drinking Water

http://www.waterboards.ca.gov/drinking_water/certlic/drinkingwater/Fluoridation.shtml

**Department of Health and Human Services
Center for Disease Control and Prevention (CDC)**

<http://www.cdc.gov/fluoridation/index.htm>

SOURCE WATER ASSESSMENT

The SWRCB's Division of Drinking Water conducted an assessment of the Base's drinking water sources during July 2002. The assessment evaluated whether MCB CamPen's groundwater supplies are vulnerable to contamination from activities that occur, or have occurred, on Base. The assessment determined that wells in both water systems are most vulnerable to contamination commonly associated with military installations; chemical or petroleum processing or storage; historic and operational waste dumps and landfills; and airport maintenance and fueling areas. You may request a summary of this assessment by contacting Water Resources Division at 760-725-0602. The complete assessment may be viewed at Water Resources Division, Drinking Water Dept. at Building 2291, Room 7.

HOUSEHOLD HAZARDOUS WASTE

Another way to help protect our source water is to properly dispose of household hazardous waste. These are products that are typically corrosive, toxic, ignitable, or reactive, such as paints, cleaners, oils, batteries, and pesticides. The Housing District Offices provide a free program for the disposal of household hazardous waste. Never throw unwanted hazardous waste into the trash; this may injure sanitation workers and contaminate the environment. Similarly, never dispose of household hazardous waste liquids down your drains, as this also provides an easy pathway for hazardous waste to enter the environment. For questions or for more information on household hazardous waste drop-off points, call the following Housing District Offices at:

- ◆ Del Mar 760-430-0040
- ◆ Wire Mountain 760-430-8476
- ◆ San Onofre 949-940-9178
- ◆ Stuart Mesa 760-430-0694
- ◆ DeLuz 760-385-4835
- ◆ Mesa 760-385-5318

SOURCE WATER PROTECTION

Because MCB CamPen's groundwater resources are located near areas where we live and work, our activities have the potential to introduce contaminants into our drinking water supplies. Water runoff from storm and non-stormwater related events can pick up and deposit contaminants into the rivers and streams that recharge our aquifers. Surface water contamination can also harm aquatic life and pollute our beaches. Below are some simple ways you can help us to reduce water pollution, safeguard our drinking water resources and protect the environment:

- Check your car for leaks.
- Take your car to a carwash instead of washing it in the driveway.
- Pick up after your pet.
- Use fertilizers and herbicides sparingly.
- Sweep driveways and sidewalks instead of using a hose.
- Dispose of chemicals properly; never dispose of waste, trash or any materials down storm drains.

For more information on stormwater, or to report illegal discharges into the storm drain system, call the Environmental Security Stormwater Section at 760-763-7880.



WATER CONSERVATION

HOW YOU CAN HELP

MCB CamPen's limited groundwater resources are vulnerable to wasteful water-use activities. In order to help conserve our groundwater supplies, please consider your water consumption, and use only the water you need. For more information, please visit the following USEPA site:

www.epa.gov/watersense.

DID YOU KNOW?


- California State Governor, Gavin Newsom, proclaimed a drought state of emergency on October 19, 2021. The State Water Board adopted it in early 2022 so it is still important to conserve water.

We cannot predict how much precipitation California will receive in the upcoming years.

- 2015 was the warmest year on record in California.
- 2021 had the warmest summer on record in California.
- 2021 was the driest year in over a century
- California's recent drought is the driest period on record.

QUESTIONS?

Marine Corps Installations West—Marine Corps Base, Camp Pendleton is committed to providing safe drinking water for the Marines, their families, and all who live and work aboard MCB CamPen. We are happy to answer any questions you may have or provide you with additional information. You may also request that a hard copy of this report be mailed to you. See page 13 for contact information.



Report leaking faucets, toilets, and irrigation systems to your housing office or the Facilities Customer Service Line.



Use a spray nozzle that allows you to adjust and stop flow.



Wash only full loads of laundry and dishes. Do not leave water running unattended.



Sweep driveways and sidewalks instead of hosing.



Take short, five-minute showers.



Run water only when using it, **not** while brushing teeth, shaving or washing counters.

CONTACT INFORMATION AND ADDITIONAL RESOURCES

FOR QUESTIONS, COMMENTS, OR TO REQUEST A HARD COPY OF THIS REPORT:

Water Resources Division

760-725-0602

FOR MORE INFORMATION ON FLUORIDE:

SWRCB, Division of Drinking Water

http://www.waterboards.ca.gov/drinking_water/certlic/drinkingwater/Fluoridation.shtml

Department of Health & Human Services CDC

<http://www.cdc.gov/fluoridation/index.htm>

HOUSEHOLD HAZARDOUS WASTE DROP-OFF POINTS OR TO REPORT LEAKS:

Base Housing Offices

Del Mar	760-430-0040
Wire Mountain	760-430-8476
San Onofre	949-940-9178
Stuart Mesa	760-430-0694
DeLuz	760-385-4835
Mesa	760-385-5318

Public Works Department (PWD)

Customer Service Line

760-725-4683

ADDITIONAL DRINKING WATER RESOURCES:

SWRCB, Division of Drinking Water

http://www.waterboards.ca.gov/drinking_water/programs/index.shtml

*California Office of Environmental Health
Hazard Assessment*

www.oehha.ca.gov/water.html

USEPA

<http://water.epa.gov/drink>

USEPA Safe Drinking Water Hotline

1-800-426-4791