

**Color Board / Building Materials - Ranges**

<i>RANGE COLOR STANDARDS - NEW AND EXISTING</i>	
<i>ARCHITECTURAL ELEMENTS</i>	<i>MATERIAL DESCRIPTION</i>
<i>All Standing Seam Metal Roofs / Doors and Frames</i>	<i>Color - PANTONE 5535 U</i>
<i>Bleachers / Quonsets</i>	<i>Off-White High Reflectance Ceramic Paint (Per Individual Vendor)</i>
<i>Windows / Soffits / Sheds</i>	<i>Color - PANTONE Warm Gray 2U</i>
<i>Tower Base Structures</i>	<i>Color - PANTONE 424 U</i>
<i>Tower Cabins / Bleacher Cover / Sheds</i>	<i>Color - PANTONE 427 C</i>
<i>Exterior Walls</i>	<i>Concrete Block - Precision C.M.U. - ANGELUS-Warm Gray ORCO-Gray RCP-Natural</i>

**Color Board Notes:**

1. Refer to BEAP - Chapter 3 for additional guidance on the correct application of these standards.
2. The use of scored concrete masonry units (CMU) is acceptable. Use of 4" high block is acceptable. Precision block is preferred.
3. To promote a creative exterior appearance, the final articulation of approved CMU colors & textures is at the discretion of the designer of record; except that one course of precision CMU shall be used adjacent to all finished grades, hardscape, and where "through the wall" penetrations, louvers, and vents occur.
4. Use factory applied Fluor Polymer Coating System for all exterior metal & aluminum finishes.
5. Minimize the use of field painted colors & finishes.
6. Guard rails shall be designed for minimal maintenance; use hot-dipped galvanized steel at hand and guardrails.
7. Downspouts shall match dominant building background color.
8. All deviations from the BEAP shall be reviewed and approved by the Camp Pendleton Public Works Officer during the Concept Development Phase (See BEAP Appendix G for Application for Exceptions).
9. Roof color shall have an SRE of 29 minimum.


BASE EXTERIOR ARCHITECTURE PLAN

RANGES EXTERIOR COLOR & MATERIAL STANDARDS

DATED: JANUARY 31, 2012


Notes:

1. Refer to BEAP - Chapter 3 for additional guidance on the correct application of these standards.
2. The use of scored concrete masonry units (CMU) is acceptable. Use of 4" high block is acceptable. Precision block is preferred.
3. To promote a creative exterior appearance, the final articulation of approved CMU colors & textures is at the discretion of the designer of record; except that one course of precision CMU shall be used adjacent to all finished gratings, handrails, and where "through the wall" penetrations, louvers, and vents occur.
4. Use factory applied Fluor Polymer Coating System for all exterior metal & aluminum finishes.
5. Minimize the use of field painted colors & finishes.
6. Guard rails shall be designed for minimal maintenance; use hot-dipped galvanized steel at hand and guardrails.
7. Downspouts shall match dominant building background color.
8. All deviations from the BEAP shall be reviewed and approved by the Camp Pendleton Public Works Officer during the Concept Development Phase (See BEAP Appendix G for Application for Exceptions).
9. Roof color shall have an SRE of 29 minimum.




(A) PANTONE # 5535 U

All Standing Seam Metal Roofs / Doors and Frames




(B) Off-White High Reflectance Ceramic Paint (Per Indiv. Vendor)

Bleachers / Quonsets




(C) PANTONE # Warm Gray 2U

Windows / Soffits / Sheds



(D) PANTONE # 424 U

Tower Base Structures



(E) PANTONE # 427 C

Tower Cabins / Bleacher Cover / Sheds



(F) PRECISION C.M.U.

Angelus - Warm Gray  
 ORCO - Gray  
 RCP - Natural